

HC 1217W

12V 17W

HC 1217W is specially designed for high efficient discharge application. Its invisible terminals can be inserted PC board directly. HC series battery can serve more than 260 cycles at 100% discharge in cycle service, up to 5 years in standby service.



Specification

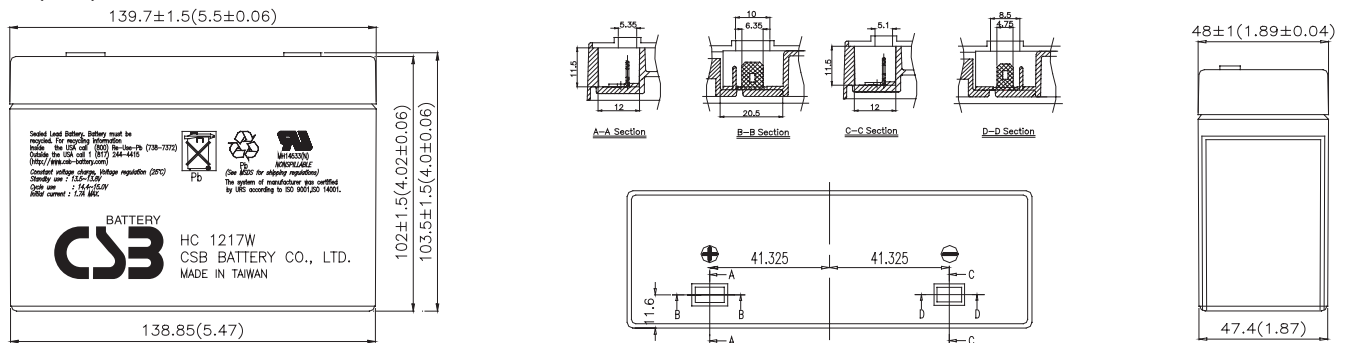
Cells Per Unit	6
Voltage Per Unit	12
Capacity	17W @ 15min-rate to 1.67V per cell @25°C (77°F) 4Ah @ 20hr-rate to 1.75V per cell @25°C (77°F)
Weight	Approx. 1.64 kg (3.62 lbs)
Maximum Discharge Current	60A (5sec)
Internal Resistance	Approx. 42mΩ
Operating Temperature Range	Discharge: -15°C ~ 50°C (5°F ~ 122°F) Charge: -15 °C ~ 40°C (5°F ~ 104°F) Storage: -15°C ~ 40°C (5°F ~ 104°F)
Nominal Operating Temperature Range	25°C ± 3°C (77°F ± 5°F)
Float Charging Voltage	13.5 to 13.8 VDC/unit Average at 25°C (77°F)
Recommended Maximum Charging Current Limit	1.7A
Equalization and Cycle Service	14.4 to 15.0 VDC/unit Average at 25°C (77°F)
Self Discharge	CSB Batteries can be stored for more than 6 months at 25°C (77°F). Please charge batteries before using. For higher temperatures the time interval will be shorter.
Terminal	C1-Faston Tab 187/250
Container Material	ABS (UL 94-HB/File E50263)*Flammability resistance of (UL 94-V0/File E88637) can be available upon request.



CSB-manufactured batteries are UL-recognized components under UL924 as well as ISO 9001 and ISO 14001 certified.

Dimensions

unit: (MM)



Constant Current Discharge Characteristics Unit:A (25°C, 77°F)

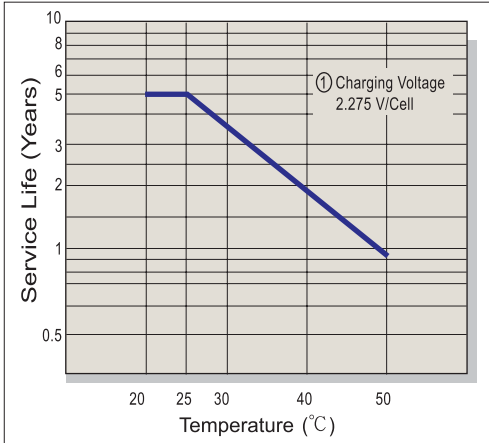
F.V/Time	2MIN	4MIN	6MIN	8MIN	10MIN	15MIN	20MIN	30MIN	60MIN	90MIN
1.60V	29.8	21.6	17.9	15.1	12.9	9.84	8.26	6.13	3.44	2.11
1.67V	27.8	20.5	17.1	14.5	12.6	9.59	8.08	6.03	3.38	2.07
1.70V	25.8	19.5	16.3	13.9	12.2	9.38	7.90	5.93	3.32	2.01
1.75V	23.9	18.3	15.3	13.3	11.7	9.12	7.69	5.82	3.26	1.95
1.80V	22.0	17.0	14.3	12.6	11.3	8.89	7.50	5.73	3.20	1.87
1.85V	20.1	15.6	13.2	11.9	10.7	8.57	7.25	5.61	3.14	1.80

Constant Power Discharge Characteristics Unit:W (25°C, 77°F)

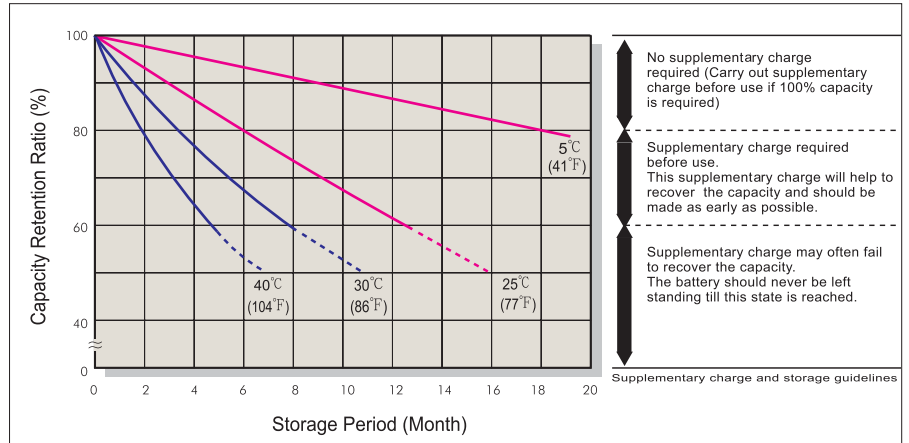
F.V/Time	2MIN	4MIN	6MIN	8MIN	10MIN	15MIN	20MIN	30MIN	60MIN	90MIN
1.60V	358	257	215	179	152	117	99.1	73.5	41.3	25.3
1.67V	335	246	208	174	148	114	96.7	72.3	40.6	24.7
1.70V	310	233	197	166	142	111	94.0	71.2	39.8	24.0
1.75V	287	218	187	158	137	107	91.0	69.9	39.1	23.3
1.80V	265	203	173	150	131	104	88.2	68.7	38.4	22.4
1.85V	242	187	160	141	126	100	85.7	67.2	37.7	21.5

● All mentioned values are average values.

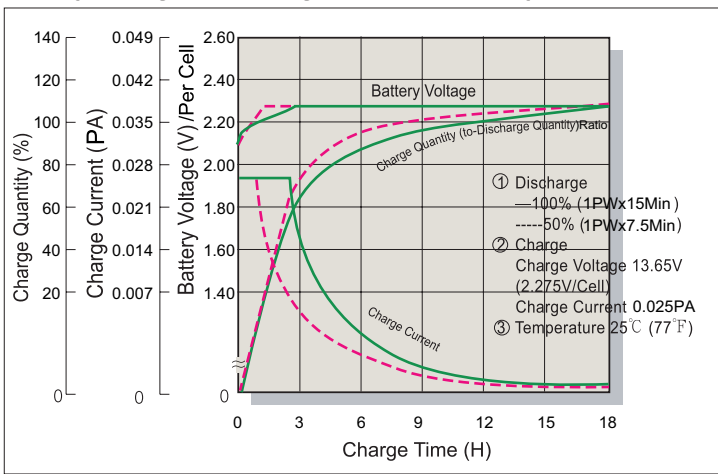
Trickle (or Float) Service Life



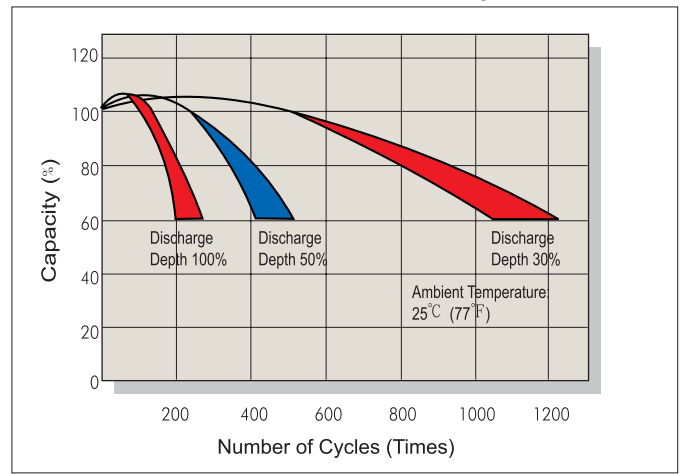
Capacity Retention Characteristic



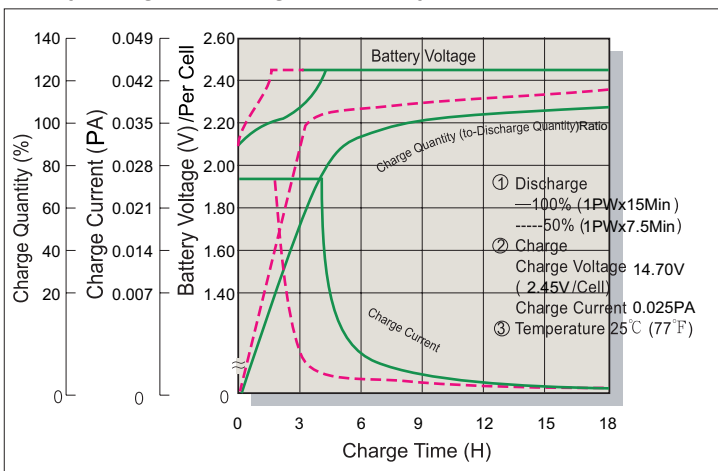
Battery Voltage and Charge Time for Standby Use



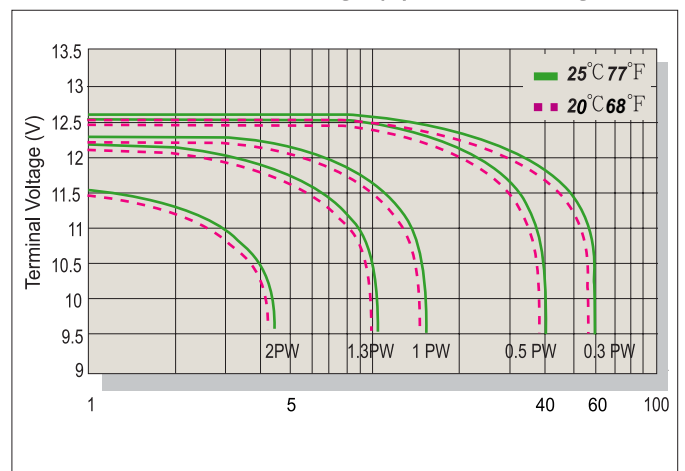
Cycle Service Life



Battery Voltage and Charge Time for Cycle Use



Terminal Voltage (V) and Discharge Time



Charging Procedures

Application	Charge Voltage(V/Cell)			Max.Charge Current
	Temperature	Set Point	Allowable Range	
Cycle Use	25°C (77°F)	2.45	2.40~2.50	0.1PA
Standby	25°C (77°F)	2.275	2.25~2.30	

Discharge Current VS. Discharge Voltage

Final Discharge Voltage V/Cell	1.75	1.70	1.60	1.30
Discharge Power(W)	0.1P>(W)	0.1P≤(W)<0.25P	0.25P≤(W)<1.0P	(W)≥1.0P

Sales Office URL: WWW.CSB-BATTERY.COM

CSB BATTERY CO., LTD.
TAIWAN OFFICE
Tel: +886-2-2555-5600
Fax: +886-2-2555-3300
E-mail: service@csb-battery.com.tw

CSB BATTERY LOGISTICS (SHANGHAI) CO., LTD.
SHANGHAI OFFICE
Tel: +86-21-5046-1622, 5046-0833
Fax: +86-21-5064-3314
E-mail: chinasls@csb-battery.com

CSB BATTERY TECHNOLOGIES, INC
USA OFFICE
Tel: +1-817-244-7777/1-8003 CSBUSA(272872)
Fax: +1-817-244-4445
E-mail: csb@csb-battery.com

CSB BATTERY LOGISTICS (SHANGHAI) CO., LTD.
BEIJING OFFICE
Tel: +86-10-6597-8060, 6597-8070
Fax: +86-10-6597-8050
E-mail: chinasls@csb-battery.com

CSB BATTERY OF NETHERLANDS B.V
NETHERLANDS OFFICE
Tel: +31(0) 180 418 140
Fax: +31(0) 180 418 327
E-mail: eurosales@csb-battery.com

CSB BATTERY LOGISTICS (SHANGHAI) CO., LTD.
SHENZHEN OFFICE
Tel: +86-755-8831-6488/6396/16356
Fax: +86-755-8831-6548
E-mail: she@csb-battery.com.cn